

## SERVICE PROCEDURE

### OIL LEVEL

To check PTT oil level :

1. Raised engine to a full-tilt position.
2. Lower manual tilt lock lever ①.
3. Remove oil filler plug ②.
4. If oil can be seen at filler plug level, unit is full.
5. If oil level is low, refill with recommended oil.



**Recommended oil :**

**Dexron III automatic transmission fluid or equivalent**

#### CAUTION


**To ensure consistent pump operation, do not mix different types of oil.**

6. Reinstall oil filler plug.



## AIR BLEEDING

1. Check that manual release valve is tightened to specified torque.

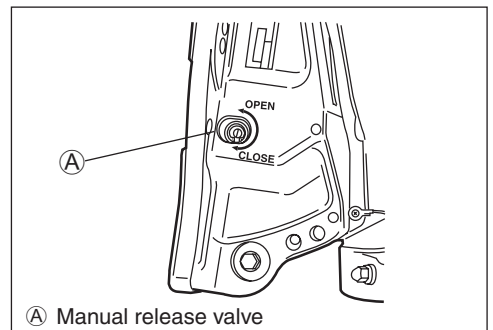
 **Manual release valve : 3.6 N·m (0.36 kg-m, 2.6 lb.-ft.)**

#### CAUTION

**Do not over-tighten manual release valve.**

**Counterclockwise = open**

**Clockwise = close**



2. Operate PTT switch, raising and lowering motor up and down (full tilt position to full trim down position) 4 to 5 times.
3. Check oil level, topping off if necessary.
4. Reinstall oil filler plug.

